

# Cervix-Swab™

Cervical Cyto-Brush, Endo/Exo Cervical Flocked Swab & Curette

## Cyto-Brush / Cervical Brush



HPV/STD SAMPLE COLLECTION,  
TRANSPORT & PRESERVATION SYSTEM

### Cyto-Brush / How to Use Guide :

- Product Name : Cyto-Brush
- Cat.No : CYB-1 / CYB-2 / CYB-3 / CYB-4
- Certificate No.(허가번호) : 제인 17-4258호

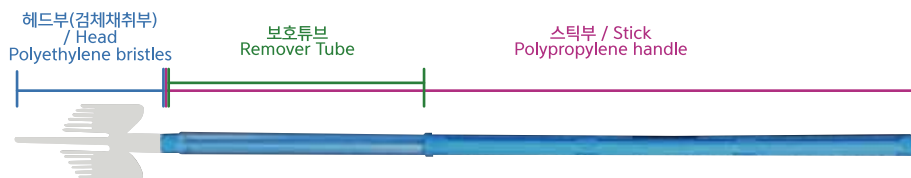


### 1. INTENDED USE (사용용도)

Cervix-Swab enables collection of endo/ectocervical cells as a Cyto-brush, single medical device. Collected samples can be used for cervical cancer testing, conventional cytology and liquid based cytology with PAP test. The hydrophobic brush is very soft and flexible for the sample collection and discharge into the fluid or on the glass slide.

본 제품은 자궁경부의 검체를 채취하기 위한 brush로서 일회용 의료기기이며 자궁경부의 세포(cell)를 slide 착색하여 자궁경부암 세포진 검사(Pap test)를 하기 위한 Cyto-brush이다. Brush부분이 매우 부드럽고 유연하여 점막의 손상없이 안전하게 검체를 채취 할 수 있다.

### 2. CHARACTERISTICS (성상 및 특성)



- Cervix-Brush has three different formation, polyethylene bristles head, remover tube, polypropylene handle.
- Bristles (soft flexible, hydrophobic material) of the brush facilitates the release of the cell material into the fluid or on to a glass slide.
- A single sampling device for cell collection of both ectocervical and endocervical cells for Pap Smears.

### 3. SPECIMEN COLLECTION PROCEDURES (사용방법)

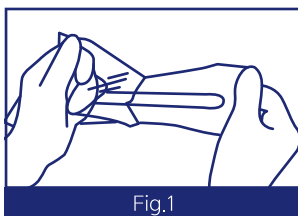


Fig.1

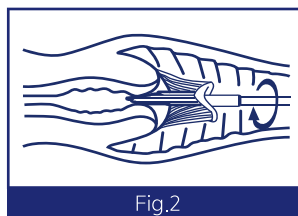


Fig.2

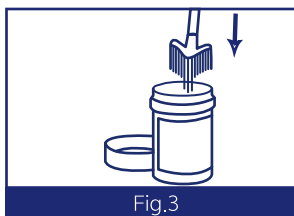


Fig.3




Fig.4

[Fig.1] Peel open the sealed pouch pack.

[Fig.2] Contact the cervix and insert brush in the cervical os, ensuring the central bristles enter the endocervical canal. Rotate the brush 5 times in a clockwise direction by rolling the stem between the thumb and the forefinger.

[Fig.3] Aseptically remove the cap from the tube and insert the brush into the tube containing medium. Use remover tube.

[Fig.4] Replace the cap and secure the lid tight and record the patient's information on the label. Transfer the tube containing the specimen to laboratory for analysis.

# Cervix-Swab™

Cervical Cyto-Brush, Endo/Exo Cervical Flocked Swab & Curette

## Cyto-Brush / Cervical Brush HPV/STD SAMPLE COLLECTION, TRANSPORT & PRESERVATION SYSTEM

### 4. STORAGE & EXPIRATION DATE (보관 및 유효기간)

- Store : 1 - 30°C
- Expiry Date : 36 months after production

### 5. PACKAGE UNIT (포장단위)

- 1pcs / individual package, 200pcs / Case

### 6. PRECAUTIONS (주의사항)

- Do not freeze or heat before use.
- Please don't use after expiry date.
- Do not use if it is damaged, broken, contaminated or leaking.
- Single-use medical device.
- Do not reuse opened and used products.

### Ordering Information :

Cat.No	Dimensions
CYB-1	
CYB-2	
CYB-3	
CYB-4	



### Cyto-Brush Quick Guide

#### Collection :

Contact the cervix and insert brush in the cervical os, ensuring the central bristles enter the endocervical canal. Rotate the brush 5 times in a clockwise direction by rolling the stem between the thumb and the forefinger.



#### Conventional Pap Smear

Transfer the cells collected to the slide glass  
Fixative to the slide



#### Liquid Cytology

Insert the brush into the tube containing medium  
Transfer the tube containing the specimen to laboratory for analysis.



경기도 화성시 봉담읍 가농골 1길 25  
25, Ganeungol 1-gil, Bongdam-eup, Hwaseong-si, Gyeonggi-do, 18334, Republic of Korea  
TEL : 82-31-291-0044 FAX : 82-31-291-0046 E-mail : info@noblebio.co.kr  
www.noblebio.co.kr

